

South Gippsland Job Advertisement Statistics

October 2017





SOUTH GIPPSLAND SHIRE

SUMMARY OF JOB VACANCIES

October 2017

DISCLAIMER

This report should be used as a guide only. Whilst all attempts have been made to accurately interpret data, the South Gippsland Shire Council, nor its employees or contractors can be held liable for any losses or actions incurred by any third party acting directly on this document.

This document was produced by amjproject on behalf of the South Gippsland Shire Council.

© Copyright resides with the South Gippsland Shire Council and amjproject.



amjproject@dcsi.net.au
PO Box 1111
Warragul Vic 3820

SOUTH GIPPSLAND SHIRE SUMMARY OF JOB VACANCIES

OCTOBER 2017 – Overview

Nationally, the average number of internet and newspaper job advertisements rose 1.38% in October and are now 12.46% higher than twelve months ago (seasonally adjusted).¹

The South Gippsland Shire Council recorded a total of 180 newspaper job advertisements in October, an average of 36.4 per week.

The sector of *Health & Wellness* recorded the highest number of advertised newspaper job advertisements in October recording 28% of advertised newspaper vacancies followed by *Hospitality & Tourism* (17%) and *Transport* (11%).

| % CHANGE AVERAGE NO. OF NEWSPAPER JOB ADVERTISEMENTS COMPARISON (JULY-OCTOBER 2017 OVER JULY-OCTOBER 2016) | |
|---|--------|
| SOUTH GIPPSLAND SHIRE REGION | 14.99% |
| WEST GIPPSLAND REGION | 14.81% |

For the study period July-October 2017 over July-October 2016 the South Gippsland Shire region recorded a rise of 14.99% in the average number of newspaper job advertisements; this compares with a rise of 14.81% in the West Gippsland region over the same period.

¹ ANZ Job Advertisement Series released 6 November 2017

METHODOLOGY

The figures for October 2017 have been obtained from the local newspapers the “South Gippsland Sentinel – Times”, “Great Southern Star”, the “Foster Mirror” and the “Mirboo North Times” published in October 2017. The “Sentinel” and the “Star” are published on Tuesdays or Wednesdays and the “Mirror” and “Mirboo North Times” on Wednesdays. Some of the job advertisements appear in one or more papers. As most job advertisements appear in the “Sentinel”, any duplicate advertisements have been noted from the positions advertised in the other newspapers. amjproject statistical counts have been adjusted to remove duplications and repeat advertisements.

The “South Gippsland Sentinel – Times” covers South Gippsland Shire and the Bass Coast Shire and also receives job advertisements from other neighbouring Shires. Not all job locations are stated.

As some months may have five weeks of job advertisements one year and four in others, a straight comparison of monthly figures can be misleading. To clarify this, the average number of jobs per week within each month has been used where required.

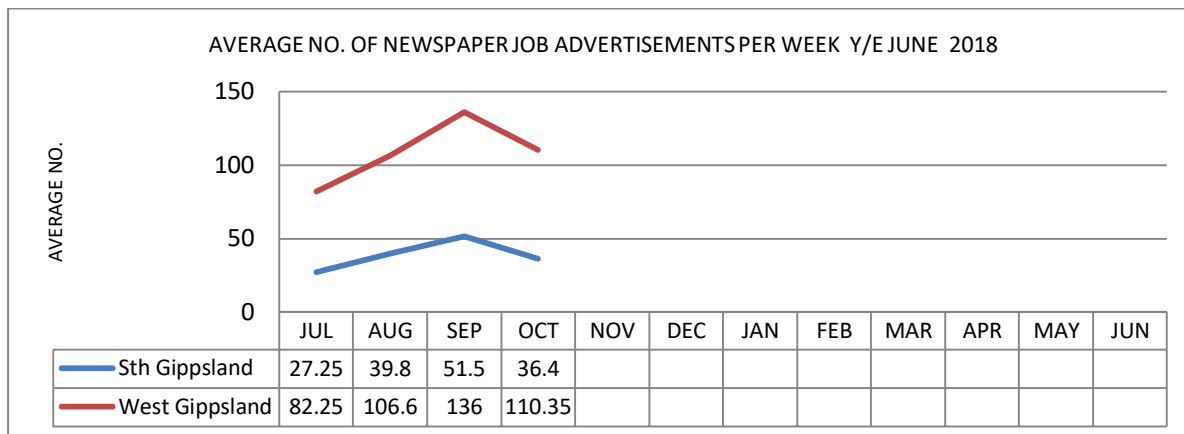
The newspaper job advertisements counted have been sorted into seventeen (17) industry sectors in accordance with South Gippsland Shire Council requirements and are reported on a monthly basis.

The newspaper job advertisement figures sourced from the ANZ Banking Group Ltd for Victoria and Australia ceased issue October 2016. In lieu of this information a West Gippsland newspaper job advertisements benchmark has been created using the average weekly number of newspaper job advertisements from the West Gippsland catchment area published per month with duplicate and repeat advertisements removed.

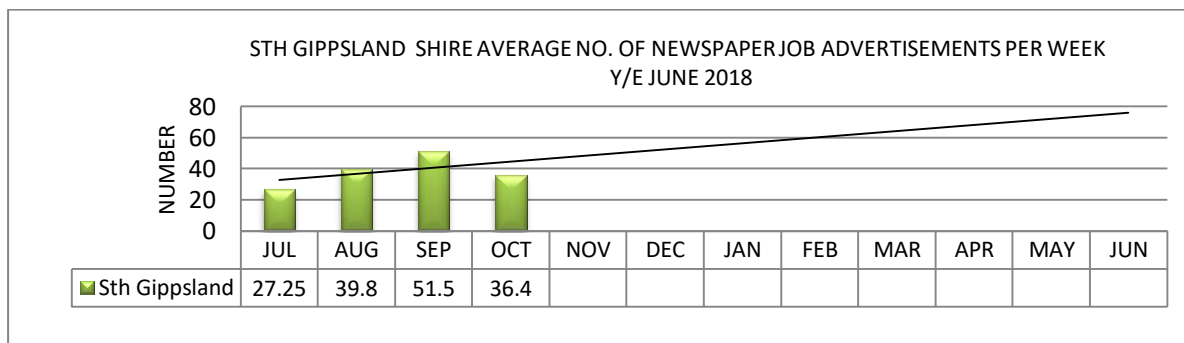
Effective from July 2017, the South Gippsland Shire monthly job advertisement reports changed from calendar year reporting to financial year.

OCTOBER 2017

The following graph shows data compiled from the ANZ Job Advertisement Series and South Gippsland Shire regional statistics of the average number of newspaper job advertisements per week, as distinct from the average total number of newspaper and internet job advertisements per week.

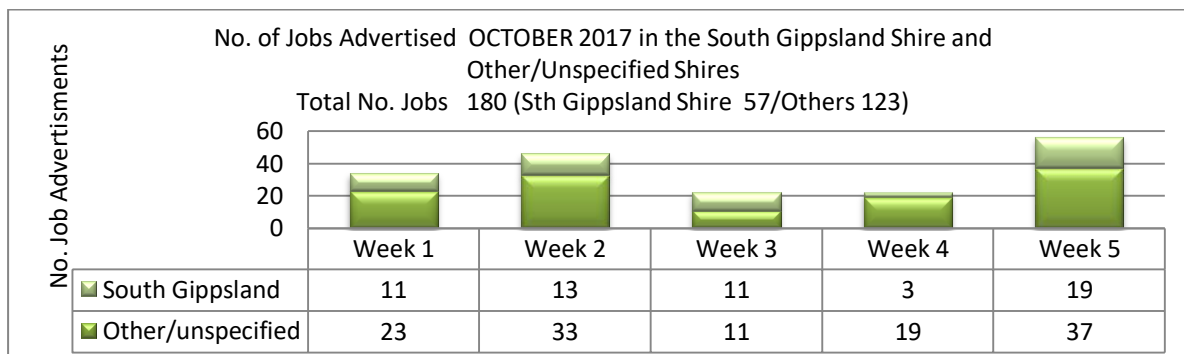


Source: (1) Sth Gippsland Sentinel-Times, Great Southern Star, Foster Mirror & Mirboo Nth Times (2) Newspapers in West Gippsland catchment area



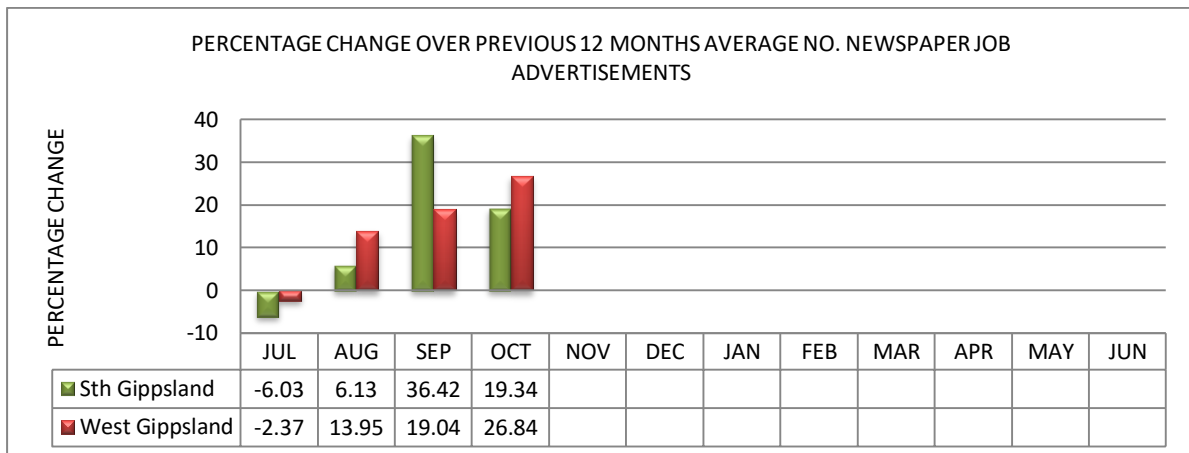
Source: Sth Gippsland Sentinel-Times, Great Southern Star, Foster Mirror & Mirboo Nth Times

Where known, the following chart details which jobs were located in the South Gippsland Shire. Not all vacancies state their location and others are from neighbouring shires. All job advertisements have been included regardless of location, based on the premise that the region acts as a cohesive workforce and thus gives a more accurate picture of work opportunities for people living within South Gippsland Shire.



Source: Sth Gippsland Sentinel-Times, Great Southern Star, Foster Mirror & Mirboo Nth Times

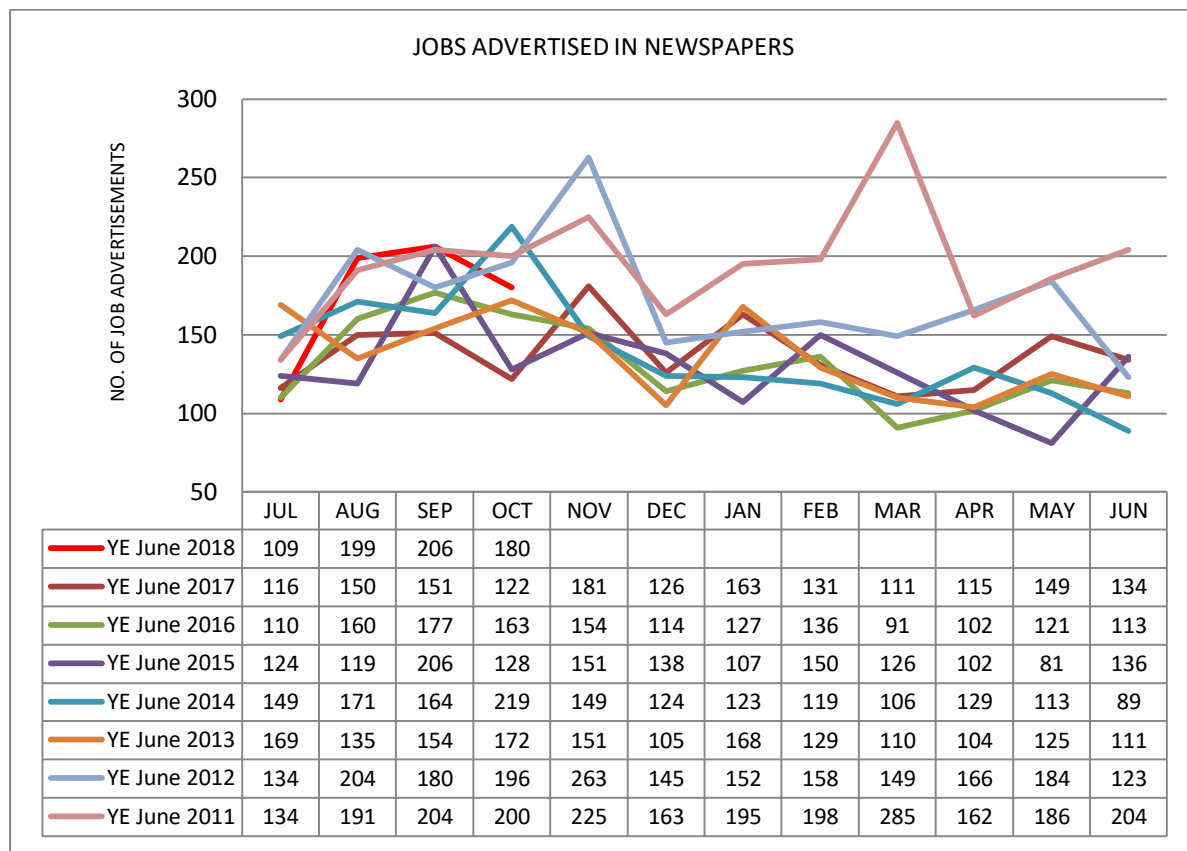
The following chart shows the percentage change in average weekly newspaper job advertisement numbers over the corresponding month of the previous year for the Shire of South Gippsland and the West Gippsland region.



Source: (1) Sth Gippsland Sentinel-Times, Great Southern Star, Foster Mirror & Mirboo Nth Times (2) Newspapers in West Gippsland catchment area

HISTORICAL DATA

The following chart shows newspaper job advertisements counted by amjproject for the financial years ending June 2011 through 2018 inclusive.



Source: Sth Gippsland Sentinel-Times, Great Southern Star, Foster Mirror & Mirboo Nth Times

JOB VACANCIES BY CATEGORY

The newspaper job advertisements counted have been sorted into seventeen (17) industry sectors in accordance with the South Gippsland Shire Council requirements.

SOUTH GIPPSLAND SHIRE JOB VACANCIES BY CATEGORY 2017

| CATEGORY | JUL | AUG | SEP | OCT | NOV | DEC | JAN | FEB | MAR | APR | MAY | JUN |
|---|--------------|-------------|-------------|-------------|-----|-----|-----|-----|-----|-----|-----|-----|
| ADMINISTRATION & SUPPORT | 5 | 5 | 12 | 15 | | | | | | | | |
| AGRICULTURE | 15 | 23 | 31 | 18 | | | | | | | | |
| ARTS & RECREATION | 0 | 0 | 2 | 2 | | | | | | | | |
| COMMERCE | 0 | 3 | 1 | 1 | | | | | | | | |
| EDUCATION & TRAINING | 2 | 12 | 20 | 5 | | | | | | | | |
| ENGINEERING | 0 | 0 | 0 | 0 | | | | | | | | |
| HEALTH & WELLNESS | 41 | 65 | 45 | 50 | | | | | | | | |
| HOSPITALITY & TOURISM | 10 | 21 | 37 | 31 | | | | | | | | |
| MAINTENANCE | 0 | 4 | 1 | 0 | | | | | | | | |
| MANAGEMENT | 1 | 2 | 0 | 2 | | | | | | | | |
| MANUFACTURING (Incl. Food) | 1 | 0 | 7 | 9 | | | | | | | | |
| REAL ESTATE | 0 | 2 | 3 | 3 | | | | | | | | |
| RETAIL | 3 | 13 | 9 | 7 | | | | | | | | |
| TECHNOLOGY | 0 | 1 | 0 | 2 | | | | | | | | |
| TRADES AND SERVICES | 20 | 29 | 19 | 13 | | | | | | | | |
| TRANSPORT | 6 | 9 | 12 | 20 | | | | | | | | |
| WATER & ENERGY | 5 | 10 | 7 | 2 | | | | | | | | |
| MONTHLY TOTAL | 109 | 199 | 206 | 180 | | | | | | | | |
| <i>Average no. of weekly advertisements</i> | <i>27.25</i> | <i>39.8</i> | <i>51.5</i> | <i>36.4</i> | | | | | | | | |

OCTOBER 2017 Total No. of Apprenticeships 8, Traineeships 5, Government positions 6

NB The figures shown represent the number of jobs advertised in the South Gippsland Sentinel-Times, Great Southern Star, Foster Mirror and the Mirboo North Times each calendar month. Repeat or duplicated advertisements have not been included.